

THE CANADIAN GOURDER



September 2020

PRESIDENT'S REPORT

This morning found me holding on to a long ladder as Bruce climbed to attach a bird feeder onto a branch. This places the bird feeder high enough from the ground that the squirrels cannot jump up to it, or get down to it from the small branch on its thin wire. I guess it is that time of year, leaves swirling around us as we worked, well, I held and Bruce worked. I'd rather watch the leaves swirl and drop from the trees than rake them up any day! I always have the task of cleaning out the oriole and hummingbird feeders after the birds leave. This year I had the wonderful inspiration to use my electric toothbrush with an old head on it to clean all the little parts that are so hard to get into. It worked wonderfully!

I have been receiving requests from Canadians across the country looking for sources for buying Canadian dried gourds. It is so expensive to ship from the US, and with covid, people are not willing or able to holiday in the south this year. If you know of a source for buying Canadian gourds, please send me an email so I can pass it along.

Artisans Centre Peterborough now has an online store with woven and quilted goods, wood-turned, pottery, and gourds. Anne Carling has sold 2 of her finished gourds so far through this online store. We are hoping that sales will increase as Christmas approaches. We also held a "Masked Artisans Market" for 3 days this month with similar items in the roomy centre of the square. Although we were not overwhelmed with visitors, we had good sales and are considering having more sales on Saturdays in November.

The Kawartha Gourders are enjoying meeting on Mondays again. It is good to be able to get together and share ideas, and also to take classes for those who are comfortable coming out. We can easily accommodate 6 gourders in the main room, and if more arrive, we have space in the power tool room and the kitchen to spread out. I do not feel as isolated during covid with this opportunity to get together with others in a safe environment. Masks are mandatory!

Keep well, keep safe, and keep gourding. I look forward to seeing all your new creations, gourd and others, as we mask up and keep a safe distance.

Smiles,

Barbara



ANNOUNCEMENTS

MEMBERSHIP.....

A warm welcome to our newest members: **Marianne Pedretti**, who lives in Peterborough and **Darlene Tetarenko**, a resident of Strathmore, Alberta.

Just a reminder that if any of your personal information (address, phone number, email address) has changed, please let us know. *Thank you.*

If you wish to communicate via *snail-mail* the address is: Canadian Gourd Society, c/o Artisans Centre Peterborough, Unit 3, 360 George St. N., Peterborough Square, Peterborough ON, K9H 7E7 (Phone: 705-775-1797) or contact CGS at canadiangourders@gmail.com. If you are in the area, drop in and visit. Gourd workshops are posted on the CGS website (www.canadiangourdsociety.ca), the Kawartha Gourder Facebook page (www.facebook.com/kawartha.gourders) and, along with wood-turning and fibre workshops, on the ACP website (www.acp35.wildapricot.org) or (info@artisanscentre.ca).

WEBSITE.....

Don't forget, If you have a website and/or gallery and would like to advertise it on the CGS website, (www.canadiangourdsociety.ca) send your web address to canadiangourders@gmail.com for consideration.

ON-LINE ARTISANS MARKET PETERBOROUGH.....

The Kawartha Gourders is a founding group of Artisans Centre Peterborough. As such, its members are able to participate as vendors in the new online Gift Shop. In addition to gourd art, there are wood-turned items, pottery, weaving and other member articles. To access the gift shop go to the ACP website at www.artisanscentre.ca.



Gourds at the Masked Artisans Market.



Gourds at the Masked Artisans Market.



A few gourds in the on-line gift shop.

WINTERGREEN FINE CRAFT ON-LINE MARKET (SASKATCHEWAN CRAFT COUNCIL)



Julie-Anne Wallewin will have some of her beautiful gourds for sale on the Saskatchewan WinterGreen Market. Be sure to go on-line and check out our fellow Canadian artistic works.



Julie-Anne Wallewin

PATCH REPORT

KAWARTHA GOURDERS

The Kawartha Gourders continue to meet on Monday at ACP. Because of COVID-19 restrictions, masks must be worn and social distancing maintained. The main room can handle six members at safe distances and so, sign-up is required ahead of time on the ACP website. Extra sanitizing is done on a regular basis.


Monday get-togethers are always fun, and as Barbara mentioned in the President's report, a great way to ease some of the isolated feelings associated with COVID. Dorothy has been diligently burning on our extra long group project. Anne decided to try on her fish bowl to see if it would make a better hat than bowl. The group vote: 'it's a bowl'.

Since reopening in July, we have completed 3 scheduled workshops and Barbara showed 3 members how to have fun with alcohol ink in a spontaneous class. (Check out the tutorial in the tutorial section!) Provided COVID does not cause us to shut down completely again, there are more exciting workshops scheduled over the next several months.


One of the high points of reopening was a visit from Patti who, with moving and adapting to changes in her life, has not joined the group for sometime now. She brought several of her gourds with her and a few of her paintings, a new pastime she is enjoying.

I suppose one of the advantages of limited social gathering is more time for summer gardening. Two members put that time to excellent fruition. Julie-Anne in

Saskatchewan grew an impressive lot of ornamental gourds. Marilyn took advantage of an unusually warm, dry season and had a garden with an abundance of gourds – all shapes and sizes.



Dorothy adding to the group project!



Anne trying on her bowl!



Patti



Marilyn's Garden



Julie-Anne's Ornamental Gourds



Commented [S1]:

WORKSHOPS

Commented [S2]:

COMPLETED

In August, Anne took on the task of teaching four of us how to apply an eggshell adornment to a gourd. We had a lot of fun and I'm sure Anne cooked a lot of omelets in order to provide us with the shells. September was covered by Barbara who gave six members a challenging class on making a woven necklace on a jewellery size gourd. The weaving was done with waxed Irish linen thread and the size of the project required patience (*especially by Barbara who guided this writer's inept fingers to success*).

Anne taught again in October with a clear description on completing a seagrass rim. It was an excellent workshop and one of the few in which several of us finished the project during the class.



TUTORIAL

FUN WITH ALCOHOL INKS

Barbara Bellchambers

bellcham@nexicom.net

Materials

Clean gourd – I suggest you start small!

Pencil

Colourless masking fluid

Alcohol Inks

Paint pallet, waxed paper

Small spray bottle

91% rubbing alcohol

Small paint brushes

White paint

Paper towel or cotton balls

Variable temperature wood burner

Skew or other straight edge burner pen

Varnish



Barbara Bellchambers

Directions:

- Using design of your choice, draw it on your gourd with a pencil.
- Burn the outline and any other necessary lines, e.g. eyes.
- Wipe off any pencil lines.
- Using a small paint brush, paint a ¼" line of masking fluid on the outside of the design.
- Wash your brush carefully to remove all the masking fluid.
- Paint all your design with white paint. This makes the colours more brilliant.
- Prepare your colours of ink, putting only a drop on your pallet.
- Using a brush, dab or brush on your colour starting with the lightest and working towards the darkest.
 - Do not be precise as you are going to move the colours next.
- Put alcohol in a small spray bottle.
- Holding your gourd so the coloured design is horizontal, spray the alcohol a little.
- Spray some more until the colours slowly blend together and soften the lines.
 - If it starts to run, use a cotton ball or paper towel and lightly wipe off the excess.
 - When you are pleased with your colours, let it dry
- Rub your finger over the masking fluid lines, it will roll into a ball which you can lift to remove.
 - Make sure you have removed all the masking fluid by passing your fingers over the whole design. You will be able to feel if any is left.
- You can add bits of colour if desired, the eyes, nose, any details.
- I like to heat set the ink to be sure it is dry before varnishing or waxing.

HAVE FUN!



EDITOR'S EXTRA

The past eight months have provided challenges that most of us have never experienced. From isolation and loneliness, to trying to harmoniously live with family without escapes to malls, gyms, friends, school, etc., we have all struggled. Some have become ill; friends and family members have died without those closest able to say personal good-byes; some have had to do with less – no jobs, no income, and the list goes on.

In spite of the difficulties, most have struggled on; trying new approaches; helping others when able; taking refuge in whatever helps lift the spirit.



Before



After

Barb Powell helped her son by recovering her son's 1953 Chevy seats.



Michelle Adams plays her 'djembe drum'. She adds her gourd ornaments to it.



Anne Carling experiments with pearlescent Acrylic Ink which she has not used before.



'Gizmo' the cat expresses his displeasure with COVID while protecting his stuffy.



Barb Powell beautifies her beach with painted rocks

As you read on, be thankful that you are able to look at the beautiful, creative work our members have accomplished. The first picture, "*Billy the Beekeeper*" reminds us that this is the season of Thanksgiving.

Don't give in to the difficulties of these uncertain times. Be creative and live, love, and laugh...and keep on laughing!

"Creativity requires the courage to let go of certainties." ~ Erich Fromm.

MEMBER GALLERY



Betty Burkholder

Betty says "I have been on a bit of a BEE THEME during COVID. Also always love to repurpose. The gourd, BILLY the BEEKEEPER is always BEEING BUSY. The BEE is made with Ash bark WINGS and EYES, LEGS and FEELER from hand forged square nails. All sourced from the 1857 family farmstead and created for my mother's 88th BEE DAY in July."



Dorothy Hawkins



Barbara Bellchambers
(Egg Shells & Ammonites)



Anne Carling



Michelle Adams



Patti Blackburn
(African Fern)



Julie-Anne Wallewin
"Calm"

(- is a spiritual meaning of Amethyst. I have used alcohol ink in amethyst and teal with a few silver touches. I then carved the border to give some variation and finished with a few pearls.)



Marilyn Van Gerven
"Fairy Garden"



Barb Powell
(bird house - "canteen gourd, wood burned with acrylic and transparent paint")



Anna Petek
(Woven necklace & Gourd Earrings)



Sharron Anstey
(2" mini vase)



Marianne Pedretti
(*"they're alcohol inks. I'm just playing around with blending colours and wrapping them in plastic to get weird patterns. I use a brush and go over some of the effects that I like. It's all experimental!!"*)



Anne Carling
(Woven necklace)



Patti Blackburn
(Shaker Instrument)



Patti Blackburn
(Henny Penny)



Barbara Bellchambers
(Beautiful Asian Lady)



Barbara Bellchambers
(2 1/2" woven waxed linen
thread container)



Marilyn Van Gerven
(Fishing Lure Bowl)



Michelle Adams
(Ornament)



Dorothy Hawkins



Barb Powell



Michelle Adams
(Woven necklace)



Marilyn Van Gerven



Anne Carling



Michelle Adams



Anne Carling
(Alcohol Ink fun)



Barbara Bellchambers



Dorothy Hawkins



Patti Blackburn
(Ornate Vase)



Anne Carling



Barbara Bellchambers



Michelle Adams



Dorothy Hawkins



Marilyn Van Gerven
(Luminaire)



Barbara Bellchambers



Marilyn Van Gerven
(Thunder Drum)



Michelle Adams

(Djembe Drum with gourd ornaments)



Anne Carling



Barb Powell



Marilyn Van Gerven
(Thunder Drum)



Dorothy Hawkins
(Seagrass Rim)



Sharron Anstey
(Seagrass Rim)



Marilyn Van Gerven
(Rain Stick)



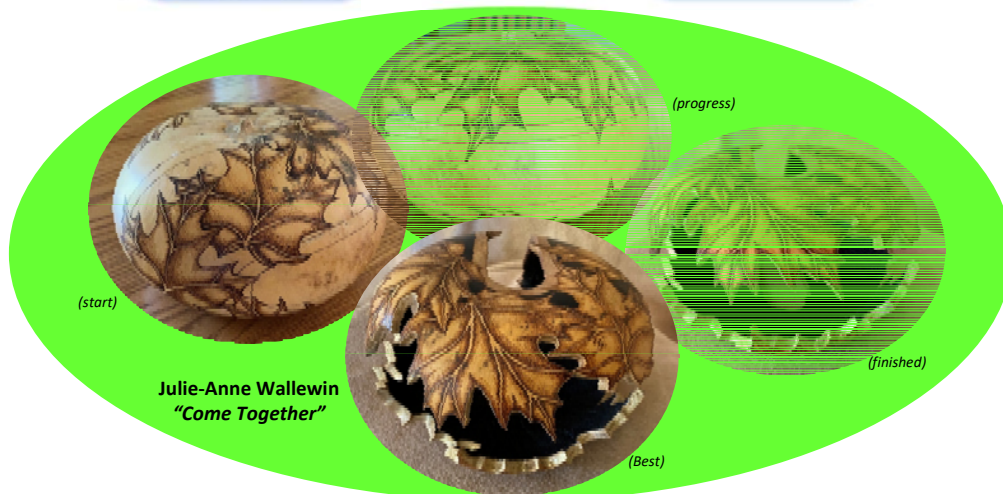
Anne Carling
"Up & Down Again"
(Pyrography)



Patti Blackburn
(Sculpted Flowers)



Michelle Adams



Julie-Anne Wallewin
"Come Together"

Thanks to everyone who contributed to the Newsletter and to all the persons who read it.
STAY SAFE! STAY HEALTHY! KEEP ON GOURDING!

Sharron Anstey

President

Barbara Bellchambers
4 Victoria Ave., Box #1062
Lakefield, ON K0L 2H0
705-652-5115
bellcham@nexicom.net

Treasurer

Patti Blackburn
pat_blackburn@hotmail.com

Newsletter/Membership

Sharron Anstey
sashadow@sympatico.ca

Public Relations

Anne Carling
iacarling@hotmail.com

Website

Mary Sullivan
canadiangourders@gmail.com

Canadian Gourd Society Mailing Address: Unit 3, 360 George St. N., Peterborough Square, Peterborough ON, K9H 7E7
Website: www.canadiangourdsociety.ca